

A Guide to Choosing the Perfect Crochet Hook



Greetings, everyone! In today's discussion, we will delve into the world of crochet hooks. If you've ever found yourself pondering which crochet needle is the perfect choice to breathe life into your creative crochet projects, this article is here to provide you with some valuable insights!

Crocheting is a versatile and enjoyable craft that allows you to create a wide range of beautiful items, from cozy blankets and scarves to intricate doilies and amigurumi toys. However, one of the most critical decisions you'll make as a crocheter is selecting the right crochet hook.

With a variety of materials, sizes, and styles available, it can be overwhelming to choose the perfect hook for your project. In this article, we'll walk you through the factors to consider when selecting a crochet hook, helping you make an informed decision that will enhance your crocheting experience.

Material

The first consideration when choosing a crochet hook is the material it's made from. Different materials can affect your crocheting experience, so it's essential to select one that feels comfortable in your hand and works well with your chosen yarn.

Aluminum: Aluminum hooks are the most common and affordable choice. They are lightweight, durable, and have a smooth finish, making them ideal for most yarn types. They also come in various colors and designs, adding a touch of personal flair to your crochet projects.



Crochet Hook Aluminum

Steel: Steel hooks are typically used for fine crochet work, such as lace and doilies. They are strong, slender, and have a pointed tip, allowing you to work with fine threads and achieve intricate details.



Crochet Hook Steel

Plastic: Plastic hooks are budget-friendly and comfortable to hold. They are an excellent choice for beginners and those with hand pain as they are lightweight and offer a slightly softer grip.



Crochet Hook Plastic

Wood/Bamboo: Wooden and bamboo hooks are smooth, warm to the touch, and provide a comfortable grip. They are well-suited for working with natural fibers like cotton and bamboo yarn. Additionally, they are quieter than metal hooks, which can be beneficial if you're crocheting in a quiet environment.



Crochet Hook Wood/Bamboo










Ergonomic Hooks: Ergonomic hooks have a handle that is designed to reduce strain on your hand and wrist, making them an excellent choice if you have arthritis or hand discomfort. They often come in various materials, such as rubber or silicone, for added comfort.



Crochet Hook Ergonomic Hooks

Size

The size of your crochet hook is crucial, as it determines the gauge and the size of the stitches in your project. Hooks are labeled with both letter sizes (US) and metric sizes (mm). The size you choose should match the recommended size on your yarn label or the pattern you're following. Using the correct hook size ensures your finished project will have the desired dimensions and drape.

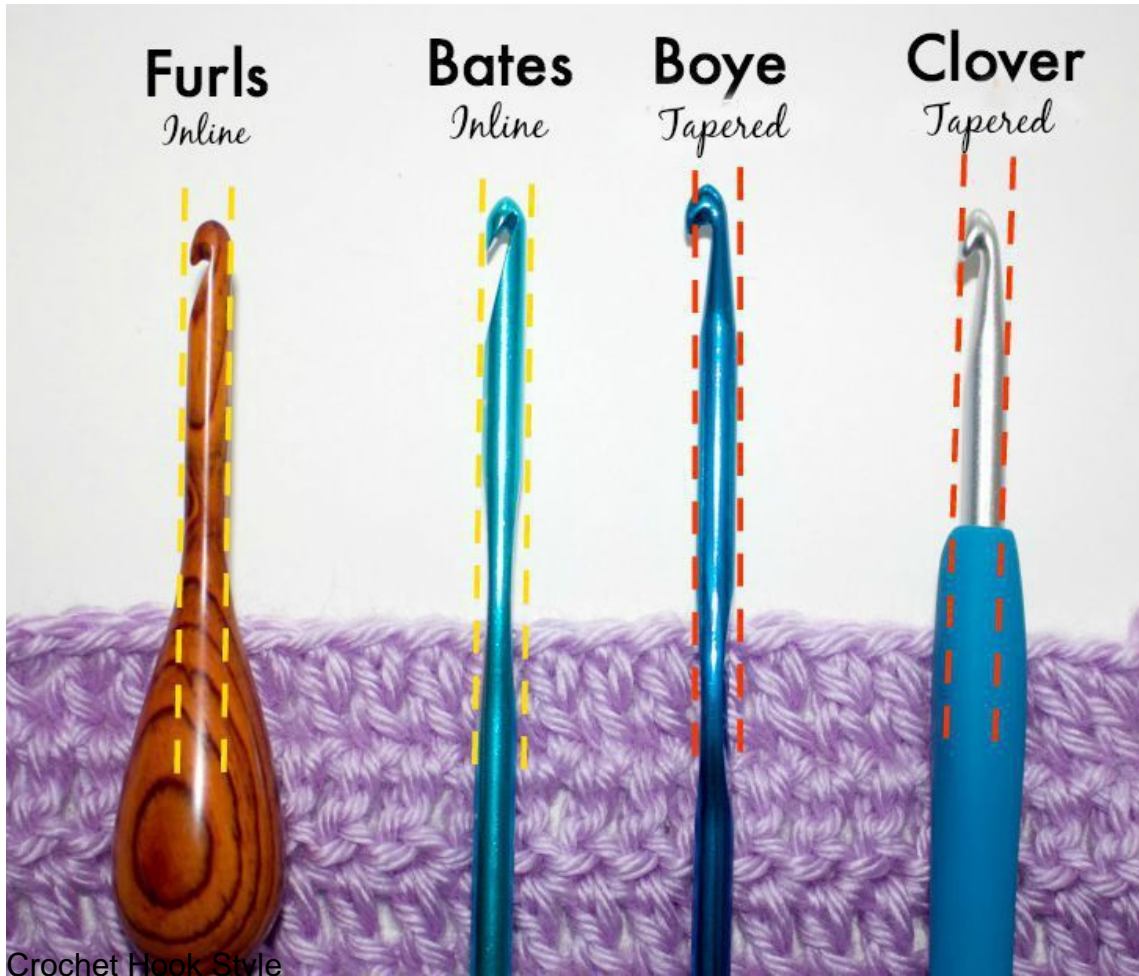
Common Hook Sizes		
Hook	Names	Suggested Yarn Weights
	D/3.25mm	Super Fine and Fine (sock, sport, baby, fingering, 4-ply)
	E/3.50mm	Super Fine, Fine, and Light (sock, sport, baby, fingering, 4-ply, DK, light worsted, 8-ply)
	F/3.75mm	Fine and Light (sport, baby 4-ply, DK, light worsted, 8-ply)
	G/4.00mm	Light and Medium (DK, light worsted, 8-ply, worsted/heavy worsted, aran, 10-ply)
	H/5.00mm	Light and Medium (DK, light worsted, 8-ply, worsted/heavy worsted, aran, 10-ply)
	I/5.50mm	Medium and Bulky (worsted/heavy worsted, aran, 10-ply, chunky)
	J/6.00mm	Medium and Bulky (worsted/heavy worsted, aran, 10-ply, chunky)
	K/6.50mm	Bulky (chunky)
	N/9.00mm	Super Bulky (Super Chunky, Roving)

Crochet Hook Size

Style

Crochet hooks come in various styles, including inline, tapered, and hooks with different handles. The style you choose largely depends on personal preference and comfort. Some crocheters prefer inline hooks for their consistency in stitch size, while others find tapered hooks

easier to work with. Experiment with different styles to discover which one feels most comfortable in your hand and allows you to crochet with ease.



Crochet Hook Style

Video Tutorial

Dear crocheter friend, if you liked the tips on crochet needles and want to see more on the subject, we recommend the video made by the naztazia channel. You can see the video here below:

Conclusion

Choosing the right crochet hook is a crucial step in ensuring a successful and enjoyable crocheting experience. Take the time to explore different materials, sizes, and styles to find the hooks that suit your unique preferences and project needs. Remember that a well-chosen hook can make your crocheting more comfortable and productive, allowing you to focus on creating beautiful handmade items for yourself and others. Happy crocheting!

[CLICK HERE TO READ THIS FULL ARTICLE](#)



<https://mysweetcrochet.com>